

MCL1/EGFR/MYC/P16 Probe Set (Gold/Green/Aqua/Red; 10 Test Kit; 20 µl)

Catalog # MCL1-EGFR-MYC-P16-10-KGAR-R

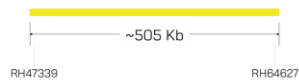
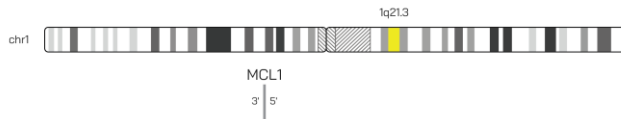


IMAGE NOT DRAWN TO SCALE

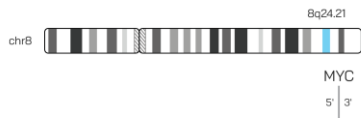


IMAGE NOT DRAWN TO SCALE

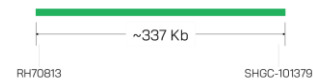
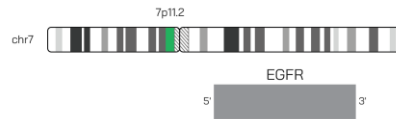


IMAGE NOT DRAWN TO SCALE

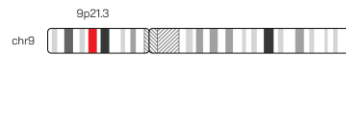


IMAGE NOT DRAWN TO SCALE

Fluorochrome	Localization
Gold	1q21.3
Green	7p11.2
Aqua	8q24.21
Red	9p21.3

Lot Number: 2025-12-03

Expiration Date: 2027-11-24

Product Description – Quality Declaration

The **MCL1/EGFR/MYC/P16 Probe Set** consists of DNA labeled in Spectrum Gold, Spectrum Green, Spectrum Aqua, and Spectrum Red. The DNA probe set hybridizes to chromosome 1q21.3 (Gold), 7p11.2 (Green), 8q24.21 (Aqua), and 9p21.3 (Red) in normal metaphase spreads and interphase nuclei.

Disclaimer

This probe set is for RESEARCH USE ONLY.

The probe set has NOT BEEN TESTED ON CLINICAL SAMPLES and is NOT VALIDATED.

Performance and analytical characteristics HAVE NOT been determined.

Chromosomal location based on GRCh37/hg19 build of human genome assembly.

Shelf-life is only guaranteed for concentrated probes stored according to the product label.

Certificate of Analysis

Empire Genomics, 3370 Walden Ave Suite 114, Depew, NY 14043; 800.715.5880