












# Leukemia Probes

FOR ADULT ALL AND PH+ ALL RESEARCH

**BCR-ABL1 fusion, also known as the Philadelphia chromosome, is found in 25% of adult acute lymphoblastic leukemia (ALL) patients.**<sup>1</sup> Due to its unique clinical features, the alteration is recognized by the World Health Organization as its own leukemia subset (Ph+ ALL).<sup>2</sup> Ph+ ALL survival rates have increased substantially in the past 20 years. Historically, 1-year survival was about 10%; today 30-40% of Ph+ adult patients achieve long-term remission.<sup>1</sup> Despite this progress, PH+ adult ALL remains a high-risk subtype.

## Interested in conducting your own ALL research?

Empire Genomics' Ph+ ALL FISH panel detect genetic aberrations frequently found in the disease. For more information, and to browse our complete catalog of disease probes, please visit our website.

Probes	Location	Dye Color	Catalog Number
BCR/ABL1	22q11.23/9q34.12		BCR-ABL1-20-GROR
BCR/ABL1/ASS1	22q11.23/9q34.12/9p34.11		BCR-ABL1-ASS1-20-GRORAQ
Del 7q	7q22.1/q31.2		Del7q-20-ORGR
EBF1	5q33.3		EBF1-20-OR
ETV6	12p13.2		ETV6-20-OR
IKZF1	7p12.2		IKZF1-20-OR
KRAS	12p12.1		KRAS-20-OR
MEF2C	5q14.3		MEF2C-20-OR
P16 (CDKN2A)	9p21.3		P16-20-OR
PAX5	9p13.2		PAX5-20-OR
RB1	13q14.2		RB1-20-OR

1. Leoni V, et al. (2015). Haematologica 100.3: 295. 2. Terwilliger T, et al. (2017) Blood cancer jour 7.6: e577.

For In Vitro Use Only | For Research Use Only | Not For Diagnostic Use

