

The MARK3P3 FISH probe is designed to hybridize to the MARK3P3 gene on 3q21.3 and is primarily used for detecting amplifications and deletions associated with the gene. This probe is FISH confirmed on normal peripheral blood metaphase spreads and interphase nuclei. The probe can be labeled in one of five colors, using standard Nick Translation protocols. Each probe is sold in a 20 test kit (approximately 20 slides - 22x22 mm area) and includes hybridization buffer. Please also note that due to design optimizations, prices are subject to change.

## MARK3P3 FISH Probe (3q21.3)

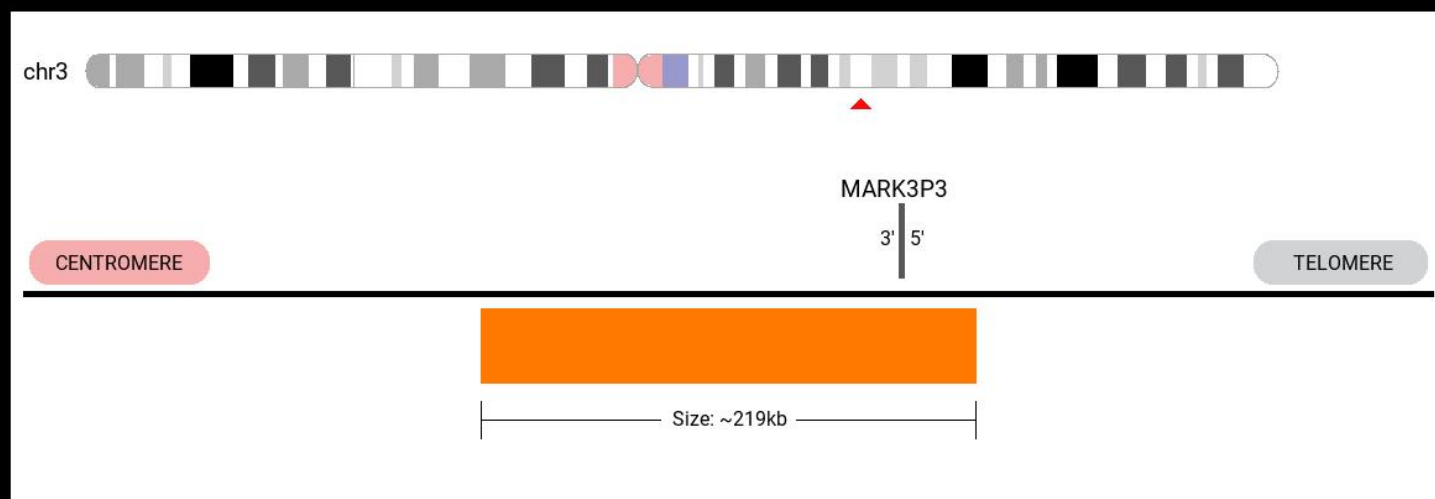







IMAGE NOT DRAWN TO SCALE

*Design may change based on optimization, a final design will be provided upon purchase*

SKU	Test Kits	Buffer	Dye Color	Price
MARK3P3-20-RE	20 (40 µL)	200 µL		\$1,500
MARK3P3-20-OR	20 (40 µL)	200 µL		\$1,200
MARK3P3-20-GO	20 (40 µL)	200 µL		\$1,500
MARK3P3-20-GR	20 (40 µL)	200 µL		\$1,500
MARK3P3-20-AQ	20 (40 µL)	200 µL		\$1,500

### Ordering Instructions:

To order the MARK3P3 FISH Probe, visit <https://www.empiregenomics.com/fish-probes/gene/MARK3P3> or contact our office at (716) 856-3873.