






The ADHD3 FISH probe is designed to hybridize to the ADHD3 gene on 6q12 and is primarily used for detecting amplifications and deletions associated with the gene. This probe is FISH confirmed on normal peripheral blood metaphase spreads and interphase nuclei. The probe can be labeled in one of five colors, using standard Nick Translation protocols. Each probe is sold in a 20 test kit (approximately 20 slides - 22x22 mm area) and includes hybridization buffer. Please also note that due to design optimizations, prices are subject to change.



SKU	Test Kits	Buffer	Dye Color	Price
ADHD3-20-RE	20 (40 µL)	200 µL		\$1,500
ADHD3-20-OR	20 (40 µL)	200 µL		\$1,200
ADHD3-20-GO	20 (40 µL)	200 µL		\$1,500
ADHD3-20-GR	20 (40 µL)	200 µL		\$1,500
ADHD3-20-AQ	20 (40 µL)	200 µL		\$1,500

### Ordering Instructions:

To order the ADHD3 FISH Probe, visit <https://www.empiregenomics.com/fish-probes/gene/ADHD3> or contact our office at (716) 856-3873.

*\* For in vitro use only / RUO in US and other countries*