







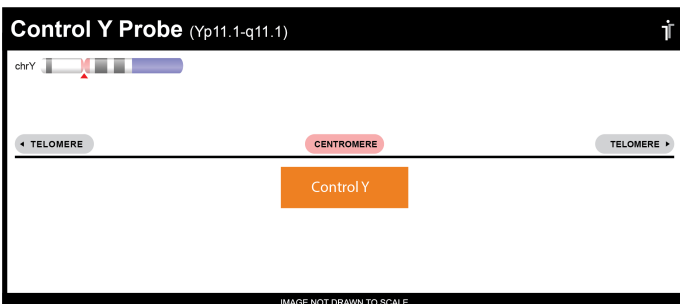
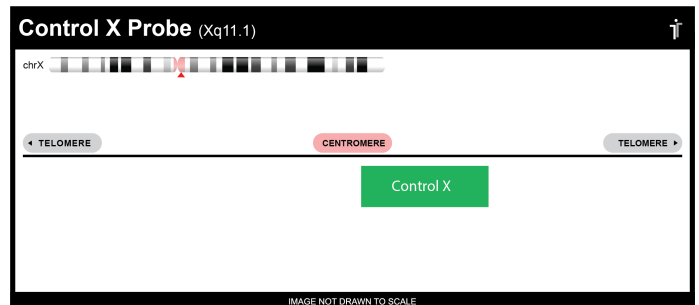
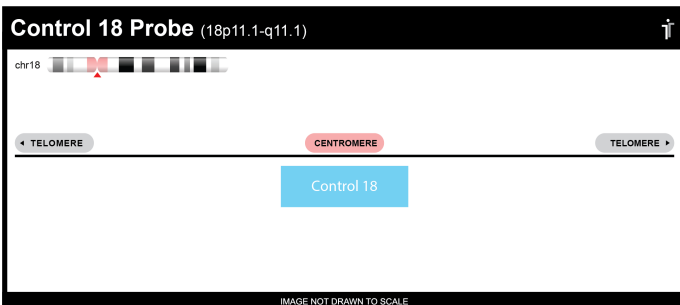
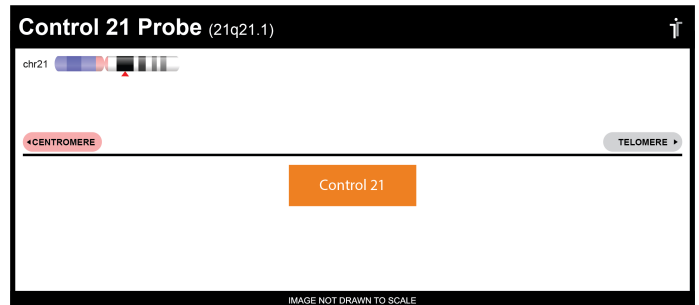
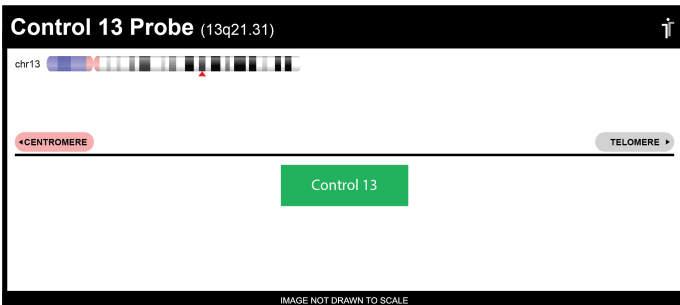



Trisomies 13, 18, and 21 and sex chromosome aneusomies account for nearly two-thirds of all abnormalities identified at the time of amniocentesis, and 90% of clinically significant chromosomal abnormalities detected in live-born infants. The AneuFocus kit can be used as a control for identifying chromosomes 13, 18, 21, X, and Y via fluorescence in situ hybridization (FISH) in metaphase cells and interphase nuclei obtained from amniotic fluid in subjects with presumed high risk pregnancies in as little as 2 hours when used with Empire Genomics SwiftFISH rapid hybridization buffer. This kit can not solely be used for making clinical decisions.*

CHROMOSOMES	LOCATION / STS	PROBE NAME	DYE COLOR	SKU
18	18p11.1-q11.1	CHROMOSOME 18 CONTROL PROBE		CHR18-10-AQ
13 & 21	13q21.31 21q21.1	CHROMOSOME 13/21 CONTROL PROBE	 	CHR1321-10-GROR
X & Y	Xq11.1 Yp11.1-q11.1	CHROMOSOME X & Y	 	CHRX-10-GROR
18, X, & Y	18p11-q11 Xq11.1 Yp11.1-q11.1	CHROMOSOME 18, X, & Y CONTROL PROBE	  	CHR18XY-10-AQGROR

To Order The AneuFocus Kit
visit www.empiregenomics.com/aneufocus
or call our office at (716) 856-3873

* For in vitro use only | CE marked in certain countries | RUO in US and other countries